



Australian Agents for Nussbaum Automotive Lifting Equipment

CATALOGUE



NUSSBAUM

INNOVATION AND FAMILY TRADITION
MADE IN GERMANY



Nussbaum

INNOVATION & FAMILY TRADITION MADE IN GERMANY.



 Made
 in
 Germany

ELECTROMECHANICAL TWO-POST LIFTS

SMART LIFT 2.32 SL 4

HYDRAULIC TWO-POST LIFTS

POWER LIFT HL 2.60 SST..... 6

ACCESSORIES FOR TWO-POST LIFTS

HEIGHT ADAPTERS & MINI MAX..... 8

IN-GROUND LIFTS

TOP LIFT 1.35 X | 1.35 H..... 9

FOUR-POST LIFTS

COMBI LIFT 4.65 H 10

SCISSOR LIFTS

UNI LIFT 3500 NT| PLUS | PLUS A 12

MIDRISE LIFTS

SPRINTER MOBIL 3000 14

DOUBLE-SCISSOR LIFTS

JUMBO LIFT NT 3200 | NT 3500 16

JUMBO LIFT NT 3000 18

AXLE JACK

JACK 2000 | JACK 2000 | LASER JACK 19

MOBILE COLUMNS

MCS WIRELESS TECHNOLOGY 20

PARKER

STOREPARKER N2202 22



SMART LIFT 2.32 SL

SMART LIFT SL	2.32	2.32 DT	2.32 MM
Lifting capacity (kg)	3200	3200	3200
Lifting / lowering time approx. (sec)	40 / 40	40 / 40	40 / 40
Lifting height (mm)	2010	2010	2060
Lowest lifting point (mm)	95–140	95–140	75–185
Total height column (mm)	2882	2882	2882
Total height top connection (mm)	3720–4120	3720–4120	3720–4120
Total width (mm)	3050	3150	3300
Drive-through width (mm)	2240	2340	2490
Distance between columns (mm)	2470	2570	2720
Long arm extraction (mm)	940–1495	940–1495	1000–1480
Short arm extraction (mm)	580–900	480–870	600–980
Motor (kW)	2 x 1,5	2 x 1,5	2 x 1,5
Power supply (V/Hz)	400 / 50	400 / 50	400 / 50
Data sheet	1850-3	1895-1	6045-8

SCOPE OF DELIVERY

- Asymmetric lift with simple top connection
- 4 lifting arms, telescopic
- 4 adjustable pick-up pads screwed in the arms
- Energy set (option)

TO BE PREPARED BY CUSTOMER

- Foundation min. 200mm concrete quality min. C20/25
- 12 bolts
- Power supply, 400 Volt, 50 Hz, 16 ampere time-lag fuse, 5 x 2,5 mm²
- Unloading (fork lift)
- Air pressure for energy set

ELECTROMECHANICAL 2-POST LIFT

Longlife & proven technology

- Low wear Nylatron-nut and 5 years warranty on spindle and spindle-nut
- Two motors integrated into columns
- Resistant Poly-V belt
- Complete quality control at all stages
- Simple and safe operation through integrated LED display in the columns
- Plug and Play installation – the columns are pre-wired and fitted with plugs

DT lifting arms – short lifting arm with 2-times telescopic provides more adjustable range and simplifies lifting of shorter and wider vehicles

MINI MAX (MM) arms – for lifting low wheel base vehicles and for cars with pressed side skirts

Optimal door clearance

Arrangement of lifting arms is always asymmetric

Telescopic lifting arms with minimum of lowest pick-up point

Automatic adjustment of lifting arm with gearing, manual releasing possible

No floor connection

Adjustable top connection – ideal columns positioning and minimum space required with an optimal drive through width

Energy Set

- Electricity and air pressure at the working space
- 240 V power socket and air supply, integrated in the column



1




2



3



4



5





POWER LIFT HL 2.60 SST

POWER LIFT HL SST	2.60	2.60 DG
Lifting capacity (kg)	6000	6000
Lifting / lowering time approx. (sec)	65 / 65	65 / 65
Lifting height (mm)	2015	2015
Lowest lifting point (mm)	140–215	115–190
Total height (mm)	4674–5124	4640 –5090
Total width (mm)	3750	4210
Drive-through width (mm)	2760	2510
Distance between columns (mm)	3060	2810
Long arms extraction (mm)	931–1891	0–1890
Short arms extraction (mm)	931–1891	0–1890
Power supply (V/Hz/A)	400/50/16	400/50/16
Motor (kW)	3	3
Ceiling height required (mm)	min. 4187	min. 4187
Data sheet	6917-6	6917-9

SCOPE OF DELIVERY

- Asymmetric lift with control unit, simple top connection
- Long telescopic lifting arms or double-jointed arms and screwed pick-up pads

TO BE PREPARED BY CUSTOMER

- Foundation min. 250mm concrete quality min. C20/25
- 14 bolts
- Power supply, 400 Volt, 50 Hz, 16 ampere time-lag fuse, 5 x 2,5 mm²
- Unloading (fork lift)

FULLY HYDRAULIC LIFT FOR TRANSPORTER WITH MAXIMUM POWER RESERVE.

- a control unit with oil-submerged motor is supplied by SST cylinders
- self-purging system for the hydraulic circuit
- absolute safety through Safety Star Technology
- no floor connection
- choosable between long telescopic lifting arms or double-jointed arms
- fast lifting and lowering time
- low maintenance and nearly wear-free hydraulic cylinders

Telescopic lifting arm for transporter

- 2-time telescopic, symmetric lifting arms with low pick-up points
- symmetric lifting arm connection
- optimal pick up spectrum
- automatic arms adjustable

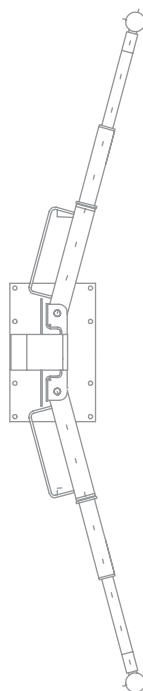
Double-jointed arms

Unique construction with double-jointed per lifting arm for

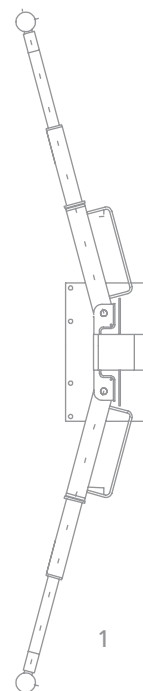
- reaching 100% of pick-up points
- easy lifting of passenger cars through 90° of lifting arms positioning
- required pick-up points from car's manufacture will be reached safely

SST – Safety Star Technology

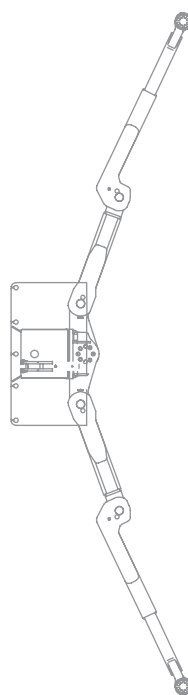
- patented safety system
- interaction with a micro-controller and proportional valves, SST guarantees perfect synchronization
- Electronical measuring system at ball bearing circulation controls the synchronization of lifting unit exactly to tenth of a millimeter



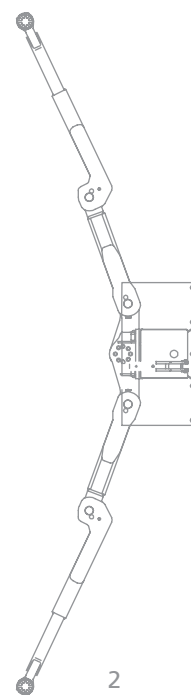
1



1



2



2



ACCESSORIES FOR TWO-POST LIFTS

HEIGHT ADAPTERS



225SL08300
Height adapter
for the universal
application ·
fixed 44mm · ø
120 mm · set =
4 units



232SL08840
Adapter for
frame adjusta-
ble for offroad
vehicles and
commercial vans
· set = 2 units



232HEL48081
Fixed height
adapters for
the universal
application
· fixed 151 mm ·
ø 120 mm
· set = 4 units



232SEL48593
150–230mm
232SEL48530
225–320mm
232SEL48560
240–335mm
· Adjustable
height adapters
for universal
application with
ø 120 mm · set
= 4 units



250SL08130
Vehicle's frames
– the U-Profile
locks the vehicle
up to 5t ·
150–230 mm ·
set = 4 units



235TTKAS08501
115–220mm
235TTKAS08809
231–335mm
Adjustable
height adapter
for the universal
application with
ø 120 mm · set
= 4 units



235TTKAS08850
Height adapters
for Sprinter
(NCV3) with
prism for rear
pick-up point,
adjustable
225–330 mm ·
set = 2 units



235TTKAS08870
Height adapters
for Sprinter
(NCV3) with
positioning pin
for front pick-up
point, adjustable
230–335 mm ·
set = 2 units

FURTHER ACCESSORIES



Energy set
optional integrated in the control or
opposite column – and pneumatic
tool support, screwed on column



MINI MAX – The comfortable workshop assistant

- height adjustable turntable
- for vehicles with low clearance, as well as, for deep-drawn side skirt and offroad vehicles
- quick adjustment of turntable
- enormous adjustable range 75 – 185mm
- multilevel grid quick adjustment through pedal guarantees reliable and comfortable positioning of lifting arms
- vehicle can be lifted higher by reduction of no-load stroke



1



2

TOP LIFT 1.35 SH

TOP LIFT 1.35 SH	X	H
Lifting capacity (kg)	3500	3500
Lifting height (mm)	2064	1975
Lifting- / lowering time (sec.)	40 / 35	40 / 35
Arms extraction (mm)	630–1235	–
Lowest lifting point (mm)	95	–
Drive-on height (mm)	–	60
Platform length (mm)	–	1400–1900
Installation depth (mm)	2520	2520
Motor (kW)	3	3
Power supply (V/Hz/A)	400/50	400/50
Data sheet	0153-4 0153-1	1778-1 0153-1

SCOPE OF DELIVERY

- Lift with galvanized, telescopic lifting arms
- 4 in lifting arm fixed pick up pads, steel canister
- External hydraulic unit with 6 m hydraulic hoses
- Separated control panel (optional with extension electric cables on request)

TO BE PREPARED BY CUSTOMER

All foundation works, including the positioning and concreting of the canister | Hydraulic oil HLP ISO 32, filled volume approx. 13 liters | Power supply, 16 ampere time-lag fuse, 5 x 2,5 mm² | Unloading (fork lift) | Water-spray protection for the power unit in washing bay

IN-GROUND LIFT

for washing bay

1-piston lift with external power unit

separated control panel can be installed up to 6 m away from the lift

1 X-lifting arms

- Fire galvanized, 2-times telescopic lifting arms
- Vehicle will be lifted at pick-up points, therefore sillboard is accessible
- Wide range of height adapters available

2 H-lifting platform

- Fire galvanized, lengthwise adjustable lifting platform for picking up vehicle at sillboard
- Fast and simple to drive-on for wide range of vehicles

Drive technology

- Hydraulic unit with oil-submerged motor integrated in canister
- A crossbeam secures synchronization and prevents rotation of the platform
- Screwed, corrosion resistant hydraulic pipes from hydraulic unit to the cylinders (no loose flexible hoses)
- Cylinders are protected inside the hard chromed guiding pipes (dm 140 mm)



COMBI LIFT 4.65 H

COMBI LIFT	4.65H	PLUS	PLUS AMS
Lifting capacity (kg)	6500	6500	6500
Lifting capacity WFL (kg)	–	3500	3500
Lifting/ lowering time approx. (sec)	41 / 36	41 / 36	41 / 36
Lifting height (mm)	1920	1920	1970
Lifting height WFL (mm)	–	492	442
Runway length (mm)	5560	5560	5560
Runway width (mm)	670	670	670
Distance between runways (mm)	880 ±50	880 ±50	880 ±50
Platform length WFL (mm)	–	1550–1900	1550–1900
Drive-on height (mm)	190	190	240
Height of WFL (mm)	–	50	–
Total height column (mm)	2328	2328	2328
Total length (mm)	6915	6915	6915
Total width (mm)	3350	3350	3350
Motor (kW)	3	3	3
Power supply (V/Hz/A)	400/50/16	400/50/16	400/50/16
Data sheet	7092-5	7092-7	7092-2

SCOPE OF DELIVERY

- Lift with adjustable locking bars for wheel alignment
- 2 drive-on ramps approx. 1250 mm
- Plus Version: with fixed wheel-free lift, platform length of 1500 mm

TO BE PREPARED BY CUSTOMER

- Foundation (min. 160 mm / concrete C20/25)
- 16 bolts BM10-15/70/40 without floor covering (depending on Foundation, as described in manual)
- Hydraulic oil 10 liters HLP ISO 32
- Power supply, 400 Volt, 50 Hz, 16 ampere time-lag fuse, 5 x 2,5 mm²
- Unloading (fork lift)

FOUR-POST LIFT FOR PASSENGER CAR, SMALL TRANSPORTER AND CAMPER

Powerful, silent oil-submerged motor integrated in runways guarantees a quiet operation

Safety in any lifting height

1

fine adjustable safety ratchet with automatic locking system through precise wheel alignment

The lift for transporter

2

Long runway for transporter with guiding rails for axle jack.

Flexibility

transversally adjustable runway for different track width

Lighting

4-tubes; along the runways

Versions:

Flat

3

Flat construction with short drive-on ramps

PLUS

runway with adjustable wheel-free lift 1550–1900mm and wheel alignment set

PLUS AMS

runway with adjustable wheel-free lift and wheel alignment set; consists of rear sliding plates and front recess for turntables

Diverse accessories

• JACK 2000

4

air hydraulic axle jack

• LASER JACK

5

pneumatic axle jack

• Front fitted pneumatic joint play

6


detector


• Lighting

4-tube; along the runways

Option: surface treatment

powder-coated, fire galvanized, OXYGEN care





UNI LIFT 3500 NT

UNI LIFT NT	FLAT	PLUS	PLUS A
Lifting capacity (kg)	4000	3500	3500
Lifting capacity wheel-free lift (kg)	–	3500	3500
Lifting time approx. (sec)	35	35	35
Lowering time approx. (sec)	29	29	29
Lifting height (mm)	1920	1920	1970
Lifting height wheel-free lift (mm)	–	580	580
Runway width (mm)	635	635	635
Runway length (mm)	4500 / 4700	4500 / 4700	4500 / 4700
Platform length wheel-free lift (mm)	–	1485–1945	1485–1945
Drive-on height (mm)*	195	195	245
Total length (mm)*	6355	6355	6355
Total width (mm)	2120	2120	2120
Motor (kW)	3	3	3
Power supply (V/Hz/A)	400/50/16	400/50/16	400/50/16

* for above-ground installation

SCOPE OF DELIVERY

- Lift with runways
- Hydraulic unit, positioned front left in drive-on direction, length of hydraulic hoses: 1000mm
- Above-ground version: 2 drive-on ramps, length approx. 1250mm, 2 roll off protectors
- In-ground version: 4 in-ground ramps
- PLUS version with adjustable wheel-free lift
- PLUS AMS version with adjustable wheel-free lift, rear sliding plate and front recess for turntables
- PLUS & PLUS A – versions: 4 units of polymer pads 100 x 150 x 340mm

TO BE PREPARED BY CUSTOMER

- Foundation (min. 160mm / concrete C20/25)
- 12 bolts
- Hydraulic oil 14 liters HL P ISO 32
- Compressed air supply 6–10 bar (necessary for versions with axle jack or floor compensation)
- Power supply, 400 Volt, 50 Hz, 16 ampere time-lag fuse, 5x 2,5mm²
- Unloading (fork lift)

THE SCISSOR LIFT. UNIVERSAL, SPACE-
SAVING WORKING PLACE. FOR CAR
RECEPTION, GENERAL INSPECTION,
REPAIR AND WHEEL ALIGNMENT.

Flexible – Compact – Flat

- Easy to install - suitable for above-ground or in-ground installation
- Low construction with short access ramps, also for low clearance vehicle
- Compact and space-saving design

Wheel-free lift

with adjustable lifting platforms

Perfect refinement through redundant
hydraulic system

- Redundant hydraulic system with two independent hydraulic circuits

Powerful, quiet oil- submerged motor with
press buttons

Fast lifting and lowering times

No fixed connection between the runways

Lighting 4-tubes; along the runways

Mechanical ratchet for wheel alignment

Galvanized base plates

Option: Wheel alignment set

thanks to the wheel alignment set and
safety ratchet, the UNI LIFT 3500 NT PLUS
can be use as an alignment lift

Diverse accessories

Jack 2000 – air hydraulic axle jack

Laser Jack – pneumatic axle jack

Joint play detector – pneumatic, placed at
the end of the runway

Vertical roll-off protector – integrated in
runways for in-ground installation

Floor compensation – optional with park
position for axle jack

1



2



3




4




5



6



7



8





SPRINTER MOBIL

SPRINTER MOBIL	3000
Lifting capacity (kg)	3000
Lifting height (mm)	990
Lifting time approx. (sec)	11
Drive-on height (mm)	102
Platform length (mm)	1400–2010
Platform width (mm)	450
Total width (mm)	1900
Motor (kW)	1,5
Power supply* (V/Hz/A)	400/50/16

*optional 240 Volt Motor Available, 20 Amp circuit required.

SCOPE OF DELIVERY

- Lift with galvanized platforms
- Mobile hydraulic control unit, positioned front left in drive-on direction, length of the hydraulic hoses 3000mm
- 1 set = 4 units of polymer pads 50 x 150 x 340mm
- Mobile-set

TO BE PREPARED BY CUSTOMER

- 8 bolts when the lift should be fix installed
- Hydraulic oil HL P ISO 32, filled volume approx. 13 liters
- Power supply, 16 ampere timelag fuse, 5 x 2,5 mm²
- Unloading (fork lift)

**YOUR ADDITIONAL WORKPLACE.
MOBILE. FLEXIBLE. ERGONOMIC.**

Additional working space

An additional working space in your workshop for fast working on every vehicle. The midrise sprinter mobil is an efficient and mobile solution for tire service, painting and body work.

Lifting height approx. 1000mm

1



Anti-skid lifting platforms are galvanized and lengthwise adjustable

Maximum flexibility

can be setup on almost any flat and solid surface without bolting down

2



Mobile-set can be moved without any problem with Mobile-set

3



Fully hydraulic system

The hydraulic system of the lift works with two independent cylinders. A special safety device in the hydraulic circuit substitutes the conventional security latches and protects the lift from sagging. The mechanic synchronization is done by torsion bars at the bottom of the lift.



Flaps to increase the length of the ramps, easy to lock and unlock with one hand


4

No compressed air required

High-performance power unit

The high-performance oilsubmerged power unit with push buttons guarantees short lifting and lowering times.





HyperFlow TECHNOLOGY

- The synchronization is automatically set and adjusted at any time
- No need for manual setting of synchronism
- Automatic „bleeding“ of the system during operation
- Patented technology

SCOPE OF DELIVERY

- Lift with powder-coated platform
- Hydraulic unit with oil-submerged motor, positioned front left in drive-on direction, length of the hydraulic hoses 1000mm
- 1 set = 4 units polymer pads 50 x 150 x 340mm

TO BE PREPARED BY CUSTOMER

- Foundation, according to current foundation plan (concrete quality C20/25)
- 12 bolts
- Hydraulic oil HL P ISO 32, filled volumn approx. 13 liters
- Power supply, 400 Volt, 50 Hz, 16 ampere time-lag fuse, 5x 2,5 mm²
- Unloading (fork lift)

JUMBO LIFT NT

JUMBO LIFT NT	3200	3500
Lifting capacity (kg)	3200	3500
Lifting time approx. (sec)	36	36
Lifting height (mm)	2000	2000
Drive-on height (mm)	105	105
Installation depth (mm)	105	105
Total width (mm)	2020	2020
Platform width (mm)	610	610
Platform length (mm)	1460–2060	1460–2160
Motor (kW)	3	3
Power supply* (V/Hz/A)	400/50/16	400/50/16
Data sheet	7639-NB	7435 7440

*optional 240 Volt Motor Available, 20 Amp circuit required.

**FAST LIFTING & LOWERING TIMES,
FULLY HYDRAULIC SYSTEM WITH NT
TECHNOLOGY – ROBUST & RELIABLE**

JUMBO LIFT NT 3200 – for vehicles up to
VW T4 with short wheel base (or similar
vehicles)

JUMBO LIFT NT 3500 – longest lifting
platforms for T5, Vito and Vivaro at the
original pick-up points (or similar vehicles)

Optional in-ground installation

Safe and flexible lifting platform
lengthwise adjustable for lifting a wide
range of vehicles

Maximum lifting height
effective lifting stroke of 2000mm –
enough space under the vehicle, also for
in-ground installation

Free access between the scissors, there is
no mechanical connection between plat-
forms

Flat construction

Long-life cycle & stable

- Lubricating nipples at the bolts provide
an easy maintenance and secure the
long-life cycle
- High quality steel construction ensures
directional stability

NT Technology = perfect & smooth running
powerful, safe, steady!

The redundant fully hydraulic system
guarantees maximum operating safety
through using two independent hydraulic
circuits

Flaps to increas the length of the ramps,
easy to lock and unlock with one hand

Long-lasting, thank to fully hydraulic
system

- No need of safety ratchet
- No electrical and pneumatic components
at the lift

Compact oil-submerged motor

Tuning ramps for low or sports cars


1



2



3



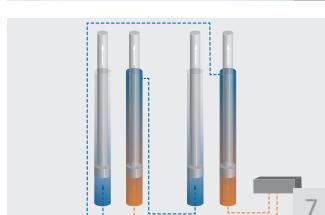
4



6



7




8



9





JUMBO LIFT NT 3000

JUMBO LIFT NT	3000
Lifting capacity (kg)	3000
Lifting time approx. (sec)	36
Lifting height (mm)	2000
Drive-on height (mm)	105
Installation depth (mm)	105
Total width (mm)	2020
Platform width (mm)	610
Platform length (mm)	1460–2060
Motor (kW)	3
Power supply* (V/Hz/A)	400/50/16
Data sheet	2005-3 6558

*optional 240 Volt Motor Available, 20 Amp circuit required.

SCOPE OF DELIVERY

- Lift with powder-coated platform
- Hydraulic unit with oil-submerged motor, positioned front left in driveon direction, length of the hydraulic hoses 1000mm
- 1 set = 4 units polymer pads 50 x 150 x 340mm

TO BE PREPARED BY CUSTOMER

- Foundation, according to current foundation plan (concrete quality C20/25)
- 12 bolts
- Hydraulic oil HL P ISO 32, filled volumn approx. 13 liters
- Power supply, 400 Volt, 50 Hz, 16 ampere time-lag fuse, 5x 2,5 mm²
- Unloading (fork lift)

FAST LIFTING & LOWERING TIMES, FULLY HYDRAULIC SYSTEM WITH NT TECHNOLOGY – ROBUST & RELIABLE

Safe and flexible lifting platform lengthwise adjustable for lifting a wide range of vehicles

Maximum lifting height effective lifting stroke of 2000mm – enough space under the vehicle, also for in-ground installation

Free access between the scissors, there is no mechanical connection between platforms

Flat construction

Optional in-ground installation

Long-life cycle & stable

- Lubricating nipples at the bolts provide an easy maintenance and secure the long-life cycle
- High quality steel construction ensures directional stability


NT Technology = perfect & smooth running powerful, safe, steady!

The redundant fully hydraulic system guarantees maximum operating safety through using two independent hydraulic circuits

Long-lasting, thank to fully hydraulic system

- No need of safety ratchet
- No electrical and pneumatic components at the lift

Compact oil-submerged motor



AXLE JACK

JACK	2000	2500	LASER JACK
Lifting capacity (kg)	2000	2500	2000
Lifting time approx. (sec)	35	35	20
Lowering time approx. (sec)	7	7	15
Lifting height (mm)	370	270	270
Arm extraction (mm)	800–1640	810–1760	690–1495

JACK 2000 · JACK 2500

- air hydraulic axle jack
- universal lifting at outer pick-up points without spring relieving, or in the middle
- movable along the runways
- extendable lifting arms
- with mechanical safety ratchets in 2 heights
- min. air pressure 6 bar

LASER JACK

- pneumatic axle jack
- lift vehicle at outer pick-up points of axis
- movable along the runways
- extendable lifting arms





MCS Wireless Technology

MCS	5500	7500
Lifting capacity (kg)	5500	7500
Lifting height (mm)	1600	1643
Lifting time (sec.)	60	70
Lowering time (sec.)	65	65
Lifting column height (mm)	2630	2630
Motor (kW)	1,5 per column	1,5 per column

WIRELESS TECHNOLOGY

Wireless Power

Each column is powered by self contained, twin 12 Volt batteries which can be charged at a domestic 240 Volt outlet. A full charge will usually provide more than a day of normal workshop use.

Wireless Sync

Each column has its own plc and wireless transmitter and receiver. Up to 8 MCS Wireless columns can be operated from any one column in perfect synchronisation.

SCOPE OF DELIVERY

- 4 mobile columns with connecting cable
- 4 hydraulic units with control panel on master column (e.g. Compact version)
- Adjustable wheel forks for different wheel diameters

TO BE PREPARED BY CUSTOMER

- Hydraulic oil HLP ISO 32, filled volume approx. 17 liters
- Power supply
- Unloading (fork lift)

MOBILE COLUMN SYSTEM

NUSSBAUM offers the perfect mobile column for different applications in the commercial workshop. Every MCS System convinced with short setup times and a clear working area.

- Simple transportation by truck – ideal for mobile use due to low column height of 2165 mm
- Easy location and relocation of columns through integrated roller system and handlifting device.
- Adjustable wheel forks for lifting a wide range of different tire sizes without additional adapters.
- It is possible to operate the mobile columns for lifting and lowering individually, in case to reach the different levels of the pick-up points, for example, by lifting a trailer.
- A display for visualisation of lifting height, as well as an emergency stop button is located on every column.

Lifting & Lowering • Axle-mode

- It is possible to operate the mobile columns for lifting and lowering individually, in case to reach the different levels of the pick-up points, for example, by lifting a trailer.
- It is possible to raise and lower two Mobile Columns, which are positioned opposite side from each other, at the same time

Safety and Functionality

The patented electronic synchronization system SST (Safety Star Technology) guarantees exact, synchronized movement of the system in the same height at any time. An electronic position measuring system and proportional valves guarantee a millimeter exact synchronization.

Furthermore, the system locks at any working position mechanically. The mobile columns are powder coated and thus protected against corrosion. Therefore, they can be easily transported by truck.

WIRELESS TECHNOLOGY

- Extendable up to 8 lifting columns, no wire connection, mobil and flexible system
- Wireless synchronization after WIRELESS TECHNOLOGY-Standard –

battery-driven system and ready-to-operated delivered

- Operated individually at each lifting column or centrally from the master column

Battery-driven operation of each column, as well as all communication between the columns via WIRELESS TECHNOLOGY – distracting cable connections are not anymore necessary.

- Mobile columns are simply positioned at the truck's wheels and can be started the lifting procedure without any further set up efforts.

- Mobility:

The MCS with WIRELESS TECHNOLOGY can be easily transported by a truck and ready-to-operated.

The electrical power supply of hydraulic driven mobile column is occured through car batteries.

The battery charging is provide through integrated battery charger.

1



2



2



Wheel forks for every range of use

2

- Safety Lock – Adjustable wheel forks with display in inches makes it easy to position the exact tire size – wheel forks are secured with bolt and clamp.
- MCS agrar – the solution for agricultural vehicles. Broad wheel forks guarantee a securely lifing of tractors and other agricultural vehicles.

Stand ABV 07 – displaceable three legs

3

stand (2 fixed rollers) with a 7t capacity, height of 1300-2000 mm, adjustable in the raster of 50 mm.

3





STOREPARKER N2202

System height	System length	Car-height below	Car-height above
3230	4200	1500 – 1700	from 1500*
3570	4200	1800 – 2050	from 1500*
4700	4200	2800	from 1500*

*The car-height above depends on the clear height/room height.
Higher vehicles can be parked on top if more room height is available.

OPERATION

- key-switch unit (lifting/lowering) with emergency stop in dead man's control



FURTHER INFORMATION

- platform capacity 2.500 kg as standard, up to 3.000 kg as an option
- available for parking of Vans
- driving sheets as aluminium-bulb-plates
- protection against corrosion C3-Line as a standard

STOREPARKER N2202 – INTERMEDIATE STORAGE FOR UP TO 3.000 KG, INDOOR & OUTDOOR USE!

The hydraulic STOREPARKER N2202 is used Indoor and Outdoor to double the number of parking space on existent area, above ground. To park and arrange vehicles it is necessary to drive out the vehicles on the levels below (dependent parking).

The STOREPARKER N2202 at a glance:

- up to 100% more parking space
- dependent parking on 2 levels, without pit
- the upper platform is accessible horizontally, the parking level below has no platform - the cars are parked directly on the ground
- the perfect solution for storage of vehicles up to 3.000 kg
- flexible thanks to different system heights
- low requirements on the installation site
- dismantling and reassembly is possible
- for Indoor and Outdoor operation
- modular arrangement in segmental construction
- for permanent use only

Suitable for:

- valet parking
- car dealerships
- car rental areas
- car repair workshops

MORE INFO ABOUT THE NUSSBAUM GROUP



www.nussbaum-group.de



www.facebook.de/NUSSBAUMgroup



www.youtube.com/thenussbaumgroupde



www.QuickSpan.de



Nussbaum

OTTO NUßBAUM GMBH & CO. KG
KORKER STRASSE 24
77694 KEHL-BODERSWEIER
GERMANY

TEL +49 (0) 78 53 899 – 0
FAX +49 (0) 78 53 87 87

INFO@NUSSBAUM-GROUP.DE

WWW.NUSSBAUM-GROUP.DE

NUSSBAUM AUSTRALIAN PARTNER:



MOLNAR HOISTS PTY LTD
16 - 20 COGLIN STREET
BROMPTON SA 5007
AUSTRALIA

TEL 08 7120 8700
FAX 08 8346 0097

INFO@MOLNARHOISTS.COM.AU

WWW.MOLNARHOISTS.COM.AU

MADE IN GERMANY

Nussbaum



The family business from Kehl am Rhein with over 1.200 employees and 120 trainees produces its products exclusively in Germany and the USA utilizing a vertical range of manufacturing using the latest technological processes and machines with complete quality control, making the NUSSBAUM group the leader for automotive lifts in Germany.