









DO NOT use this equipment unless you are authorised and have been instructed in its safe use and operation.



HAZARDS

- Falling objects.
- Trapping hazards.
- Crushing hazards.
- Hair/clothing getting caught in parts.
- Trip hazards.
- Fluids under high pressure.
- Live electrical conductors.

PERSONAL PROTECTIVE EQUIPMENT

	Safety glasses must be worn at all times in work areas.		Long and loose hair must be contained.		Do not stand or ride on hoist.
	Sturdy footwear must be worn at all times in work areas.		Close fitting/protective clothing must be worn.		Do not use hoist if faulty.

PRE-OPERATIONAL CHECKS

1. The hoist must not be operated unless it has a current certificate of inspection.
2. Ensure the work area is clean, tidy and free of obstructions prior to operation to eliminate the risk of slips and trip hazards, i.e. oil, parts, tools, hoses, etc.
3. Check that the structure has no anomalies that may indicate damage or deterioration.
4. Ensure the vehicle hoist has operating and maintenance instructions permanently located and clearly visible.
5. Operating controls should be tested by activating through the full range of operation.
6. Load hold and safety mechanisms of the hoist must be checked for operation.
7. Accessories should undergo the same inspection as for a hoist.
8. Check the capacity of the hoist compared to the weight of the vehicle. If vehicle is too heavy, do not proceed.
9. Ensure it is possible achieve a straight driving approach onto the hoist.

OPERATIONAL CHECKS

1. A competent, authorised person should guide the operator driving the vehicle parallel onto the hoist platforms with vehicle centred width-wise on the hoist. The guiding person **MUST NOT** stand in the path of the vehicle's travel.
2. Ensure vehicle is securely prevented from movement on hoist before raising the hoist.
3. Only one person shall operate the hoist at a time.
4. Load must be locked except when raising or lowering.
5. Ensure the area is clear of personnel and equipment before and during operation.

POST-OPERATIONAL CHECKS

1. Ensure the area is clear of personnel and equipment
2. Ensure it is possible to safely achieve a straight drive off departure from the hoist.
3. A competent, authorised person should guide the operator driving the vehicle off the hoist platforms. The guiding person **MUST NOT** stand in the path of the vehicle's travel.

NOTE: This SWP does not necessarily cover all possible hazards associated with this equipment and should be used in conjunction with other references. It is designed as a guide to be used to compliment training and as a reminder to users prior to equipment use.